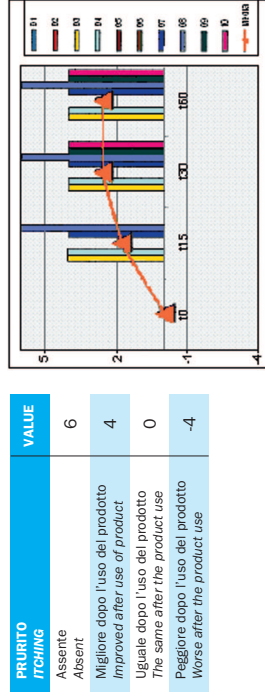


# CIKADERM

## 3. ITCHING: SUBJECTIVE SENSATION



## Results

**CIKADERM** is proven to significantly change the clinical parameters gauged on the volunteers who underwent the test.

According to results obtained, it can be stated that **CIKADERM** contributes to the optimal maintenance of the functional parameters, enhancing normalisation of scars and stretch marks from an aesthetic point of view.

## Technical data

ASPECT: PEARLY PASTE  
 COLOUR: GREY BROWN  
 CHARACTERISTIC: ALUMINIUM SUCROSE OCTASULFATE  
 pH VALUE: 4 - 6  
 DENSITY: 1,1 - 1,2 g/ml  
 TOTAL MICROBIC COUNT: < 1000 cfu/g

INCI NAMES	CTFA NAMES	N° CAS
Croton Lechleri	Croton Lechleri Resin Extract	
Aluminium Sucrose Octasulfate	Aluminium Sucrose Octasulfate	54182-58-0
Glycerin	Glycerin	56-81-5
Aqua	Water	7732-18-5

## CLINICAL WORKS TITLES

- Taspine is the Cicatrizant Principle in Sangre de Grado Extracted from Croton lechleri. *Planta Medica* 55 (1989)
- Isolation of a dihydrobenzofuran lignan from South American dragon's blood (Croton SPP.). As an inhibitor of cell proliferation. *Journal of Natural Products* Vol.56, No.6, pp. 899-906, June 1993
- In vivo wound healing activity of Dragon's Blood (Croton SPP.), a traditional South American drug, and its constituents. *Phytotherapy Research* Vol.12, pp. 1722-1995
- Studies on the Anti-Tumour, Anti-Bacterial, and Wound-Healing Properties of Dragon's Blood. *Planta Medica* 60 (1994)
- Review of Sangre de Drago (Croton lechleri)A South American Tree Sap in the Treatment of Diarrhoea, Inflammation, Insect Bites, Viral Infections, and Wounds: Traditional Uses to Clinical Research. *The Journal of Alternative and Complementary Medicine* Vol.9, No. 6, 2003, pp. 877-896
- Inhibition of Neutrogenic Inflammation by the Amazonian Herbal Medicine Sangre de Grado. *The Journal of Investigative Dermatology* (2002)

# CIKADERM

*Regenerates and repairs damaged skin  
 Improves the appearance of stretch-marks*

*Eutrophic and regenerating effect.*

*Increases skin tone and elasticity.*

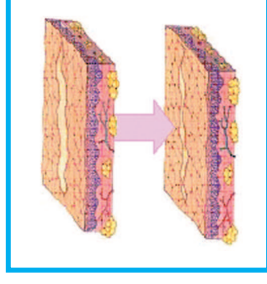
*Stimulates faster regeneration of damaged tissue.*

*Improves scars' appearance.*

*Has a normalising effect both aesthetically and on scars.*

*Reduces the sensation of tight skin typical of recently formed scars.*

## DESCRIPTION



**CIKADERM** is a new product with an eutrophic action which repairs and regenerates damaged cuts. It has strong regenerating properties on the cellular matrix and repairing effects on the tissues. It is especially effective in restoring the cutaneous barrier and in normalising the epidermic function.

It helps to recreate the ideal tissue condition for the natural and physiological recovery process when there are cutaneous alterations or irritations.

It can be successfully used whenever it is necessary to re-form the epithelium of the epidermic barrier: rough, irritated, chapped, scaling, burned and grazed skin. **CIKADERM** also improves elasticity in areas affected by stretch marks.

**CIKADERM** can be easily added to other cosmetic products for the body or face, for example: creams, gels, water solutions etc

## PROPERTIES

### Cicatrizant action

**Quick formation of a thick and resistant desquamate thanks to the fall of senic proteins caused by proanthocyanidins.**

**Fibroblast recall and production of scar tissue generated by taspine.**

**Preservation and protection of previous cell structure.**

**Total and physiological regenerating and cicatrizant effect.**



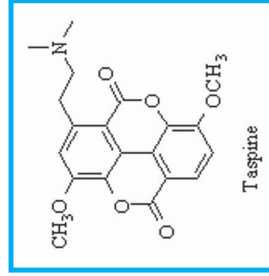
Head Office and Production:  
 Via C. Pastore,1  
 25082 Borticino Sera (BS) Italy  
 Tel: +39.030.2693532  
 Fax: +39.030.2193581  
 e-mail: kalichem@kalichem.it  
 www.kalichem.it

# CIKADERM



This product increases the skins water and lipid stocks: CIKADERM, when applied to the skin, forms a protective barrier — a layer which acts like a second skin . It has a soothing effect, maintaining a soft and moistened state of the cutaneous tissue. This state increases cutaneous elasticity, avoids worsening of tissue damage and favours a quicker recovery. Modern research reveals that the proanthocyanidins form a sort of grid which traps seric proteins, thus causing them to fall . This creates the healing effect.

The cicatrizing effect is caused by a synergic action between substances, rather than by a single class of substances. Taspine is an alkaloid contained within the product which promotes fibroblasts production (these are the cells responsible for the production of scar tissue). At the same time Lignam stimulates the production of interstitial substance. This synergy maintains an elastic and tonic skin, even where there is a problem area .



## CLINICAL CASE

The extent of stretch mark appearance before (initial control) and after (treated area) application of emulsion containing CIKADERM.



# CIKADERM

## Efficacy Tests

Cosmetic evaluation of the improvement of the appearance of scars and stretch marks through the use of a cosmetic product containing CIKADERM; carried out with a clinical test and polarised light video camera.

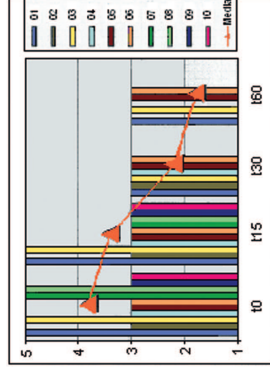
The following parameters have been evaluated using a product containing 3% CIKADERM:

1. Texture: evaluated by pinching the scar;
2. Skin complexion on the scar area;
3. Itching: subjective sensation when pinched;

To be able to carry out statistical research and evaluate cutaneous variations over a period of time, numerical values have been assigned to various parameters following the criteria listed below. The results have been statistically analysed with the student T method for the independent data, and with the X2 (CHI square). 10 subjects were selected: male and female, between 18-70 years of age, with scars or stretch marks.

### 1. SCAR AND STRETCH MARKS TEXTURE

CONSISTENZA TEXTURE	VALUE
Retraente Retracting	5
Compatta Compact	3
Morbida Soft	1



### 2. IMPROVEMENT IN THE APPEARANCE OF SKIN WITH SCARS AND STRETCH MARKS

COLORE DELL'INCARNATO COLORATION	VALUE
Intensamente iperemica Intensely HYPEREMIC	5
Moderatamente arrossata Moderately REDDENED	3
Simile alla cute circostante Similar to surrounding skin	1

